

Professional Learning Guide

Years 3 & 4

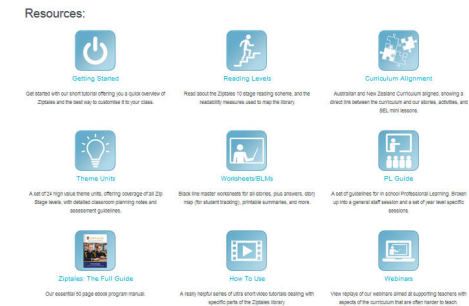
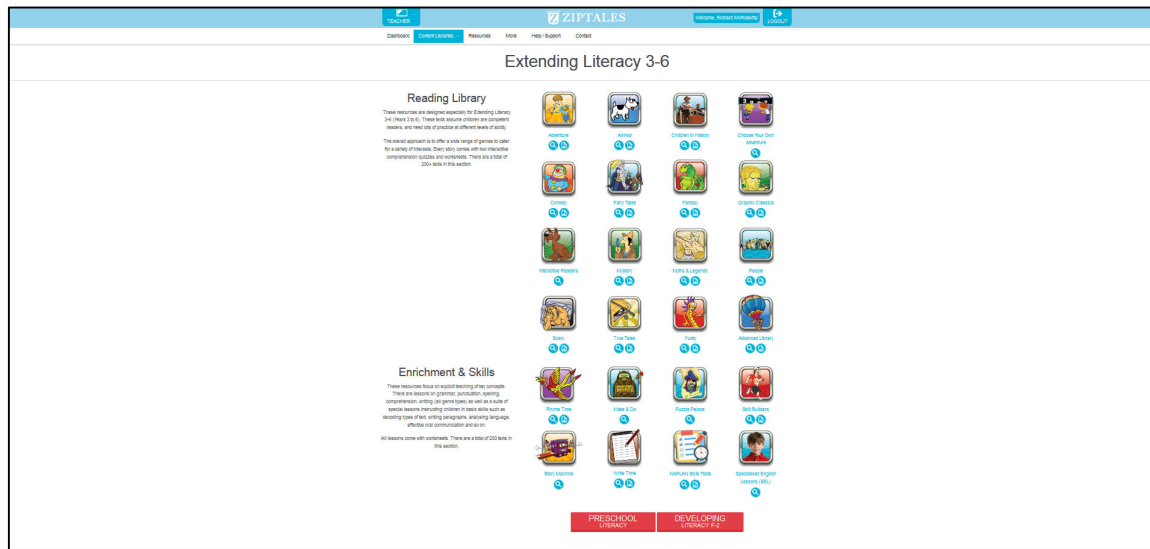
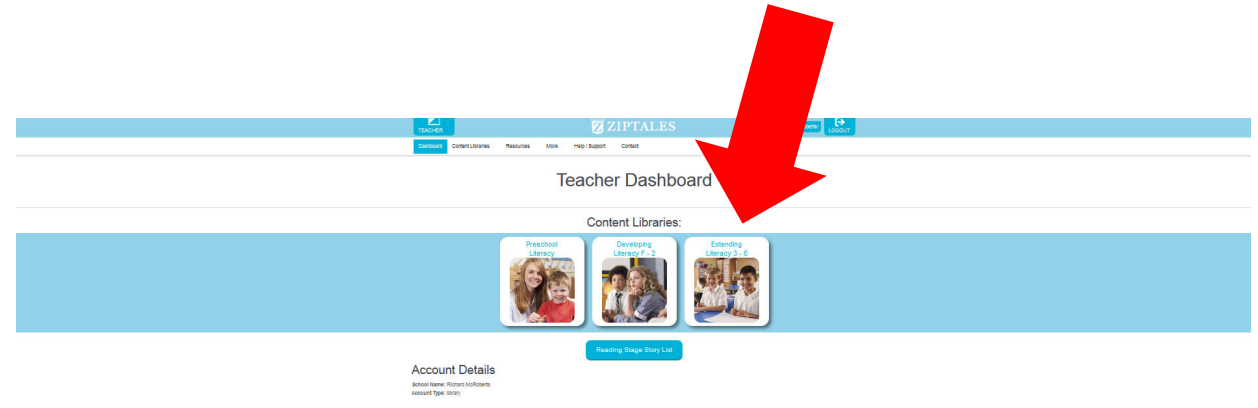


Using Ziptales in Years 3-4

Log in to the **Teacher Dashboard** (via the drop down box in the top left corner).

Open the **Extending Literacy** content library.

Explore the major categories of content relevant to Years 3 and 4 students.



Using Ziptales in Years 3-4

Genre Stories – 14 modules (172 stories)
with voiceovers and interactive comprehension
activities.

View a sample story, then select the
Worksheets link (under the icon) to browse the
range of worksheets available.

Worksheets – Adventure

You will need Acrobat Reader to open and print out the scripts. If you do not have Acrobat Reader, click [here](#) to visit the Acrobat site and download it.

General Worksheets	Learning Support Worksheets	Spelling and Vocab Worksheets
Live Dinosaur Tour Worksheet 1 – Have You Heard of Homographs? Worksheet 2 – Dinosaur Quiz – What Am I? Worksheet 3 – Dinosaur Research Worksheet 4 – My Life As a Dinosaur	Good Dog Dr Wow in Atlantis Galaxy Chase The Pirates' Cave Finders Keepers Dr Wow Old Minty The Pirate's Prize <i>Not available</i> The Eye of the Idol <i>Not available</i> The Forgotten Pharaoh <i>Not available</i> Lost in the Rainforest <i>Not available</i> Live Dinosaur Tour <i>Not available</i>	Live Dinosaur Tour Good Dog Lost in the Rainforest Dr Wow in Atlantis Galaxy Chase The Pirates' Cave The Eye of the Idol The Forgotten Pharaoh Finders Keepers Dr Wow The Pirate's Prize
Good Dog Worksheet 1 – Crazy Contractions Worksheet 2 – The Key to Mapping!	Word Work Worksheets (NEW) Live Dinosaur Tour Good Dog Lost in the Rainforest Dr Wow in Atlantis Galaxy Chase The Pirates' Cave The Eye of the Idol The Forgotten Pharaoh	Answers Cloze and Multiple Choice General Worksheets Learning Support Worksheets
Lost in the Rainforest Worksheet 1 – Using Commas Worksheet 2 – Animal or Plant? Worksheet 3 – Writing a Recount		
Dr Wow in Atlantis Worksheet 1 – Swapping Synonyms Worksheet 2 – Facts about Mammals		
Galaxy Chase Worksheet 1 – Galaxy Spell Check Worksheet 2 – Story Sequencing Worksheet 3 – Character Profiles Worksheet 4 – Reading Comprehension		

Extending Literacy 3-6

Reading Library

These resources are designed especially for Extending Literacy 3-6 (Years 3 to 6). These texts assume children are competent readers, and need lots of practice at different levels of ability.

The overall approach is to offer a wide range of genres to cater for a variety of interests. Every story comes with two interactive comprehension quizzes and worksheets. There are a total of 200+ texts in this section.

TEACHER

ZIPTALES

Welcome, Ziptales Master Admin! LOGOUT

Dashboard Content Libraries Staffroom More Help / Support Contact

Worksheet 2

Dr Wow

The Thrill of Time Travel

But his best invention was the TADIS. Like Dr Who's TARDIS, it involved a box that travelled in time. "It stands for Time and Date in Sync," said Uncle Harry, wiping his glasses with excitement.

One of the most exciting ideas in Science Fiction has always been the concept of travelling in time.

The two best known examples of this are "The Time Machine", a short novel by HG Wells (published in 1895), which has since been made into two films – and "Doctor Who", the world famous British television series which was first broadcast in November 1963 – and is still running 50 years later.

There are other stories too. Some say that the story of "Rip van Winkle" by Washington Irving, 1819 is a "time slip" story, and that the celebrated novel "A Christmas Carol" by Charles Dickens, 1843 is another, as is "A Connecticut Yankee in King Arthur's Court" by Mark Twain, 1889 – though they are all strictly speaking fantasies as opposed to "science fiction" (there is no explanation scientifically in any one of them for how the characters get around in time).

("Rip van Winkle" appears in Ziptales, under Myths and Legends)

Your task:

1. Find out as much as you can about one of these stories with research (in books and online).
2. Write out a short summary of the story you have chosen (50-100 words), or in the case of Dr Who, of a typical episode.
3. Find some pictures to illustrate the story.
4. Present your summary and pictures to the class.

11

Sharing stories online

Dr Wow in Atlantis

Story: Marion Thomas
Artwork: Caanan Grall

Zip Stage: 5

What is it?" asked Billy. He was with Uncle Harry in the "Cranksop" — the place where Harry invented things. They were looking at his latest machine. It was shaped like an oyster, with lights on the front.

"What does it look like?" said Harry.

"A submarine."

"Exactly!"

"But why?" said Billy. He was used to Harry's crazy schemes but this seemed stranger than most.

"Atlantis!" said Harry, and beamed. "I want to find it."

"That's a myth," said Billy.

"No it's not."

"So where is it?"

1 2 3 4 5 6 7 8 9 10 11

Using Ziptales in Years 3-4

Graphic Classics – traditional stories told via graphic novel format. Each story comes with interactive comprehension activities and follow up worksheets.

There are also three full length documentaries on “The History of Comics”, “Myths and Legends” and “The History of Fairy Tales”.



Children in History – photo stories set during significant times in Australia’s history (the gold rushes, the riverboat times, the First World War).

Each narrative shows real children ‘acting out’ the story in historically accurate detail.

There are follow up worksheets and background historical documentaries.



Using Ziptales in Years 3-4

Specialised English Lessons – using the red *Filters* button, select *Years 3/4*.

Use the *Reading, Writing* and *Oral Language* buttons to view the lessons written for this age group. All have voiceovers and follow up activities.

The lessons all take an explicit teaching approach, and use animations to make the instruction as visual as possible.

In this set (Years 3-4), there are no less than 54 different lessons, covering all the main teaching points of the English curriculum.


BACK


ZIPTALES
 Specialised English Lessons (SEL)

FILTERS
 Close

ALL
 READING
 WRITING
 ORAL

YEAR LEVEL

☐ Foundation
 ☐ Years 1 / 2
 ☒ Years 3 / 4
 ☐ Years 5 / 6

THEME

☐ Asking Questions
 ☐ Authors Use of Language
 ☐ Comprehension Skills
 ☐ Digital Texts
 ☐ Editing Skills
 ☐ Expressing Opinions
 ☐ Grammar
 ☐ Language Features
 ☐ Multimodal Texts




Better Writing
Years 3/4 | Writing | Digital Texts



Capturing Readers
Years 3/4 | Reading | Author's Use of Language



Conversations (Part A)
Years 3/4 | Oral | Speaking and Listening



Conversations (Part B)
Years 3/4 | Oral | Speaking and Listening



Describing a Setting
Years 3/4 | Reading | Author's Use of Language



Developing Reading Skills
Years 3/4 | Reading | Reading Strategies



Did You? Didn't You? (Questions)
Years 3/4 | Oral | Asking Questions



Different Texts, Same Theme
Years 3/4 | Reading | Comprehension Skills



Digital Texts
Years 3/4 | Reading | Multimodal Texts



Enjoying Texts
Years 3/4 | Reading | Responding to Texts

Types of Texts

Different types of texts are presented in your information texts. If you wanted to write a story, you would plan a certain way – with a beginning (the problem), a middle (complication) and an end (resolution). There is a lot of ‘formulae’ for stories.





If you wanted to write an information report or an argument text, you would approach the task differently.

Different text types have different structures. You need to know those ‘formulae’ to help plan and write them successfully.

Activities

What are Nouns for?

Nouns are the names of things. The word "noun" comes from the Latin word "nomen" ("name"), thus its origin.

			
book	car	backpack	dragon

➤

The Grammar of Pictures

⏮

How do we read pictures?

An image is another way of showing the same from the story. It can describe things like

- the characters (look & dress)
- the setting (where & time)
- the plot (in sequence of actions, if there are several pictures)
- the events attached to the pictures

Here is a page from Peter Pan in *Timeless Tales*. What can we not catch the story from these images?



Activities

Using Ziptales in Years 3-4

You may wish to view the **Reading Level Test** (located on the Students' Dashboard). It enables teachers to diagnose a child's reading skills, in order to aid selection of suitable texts.

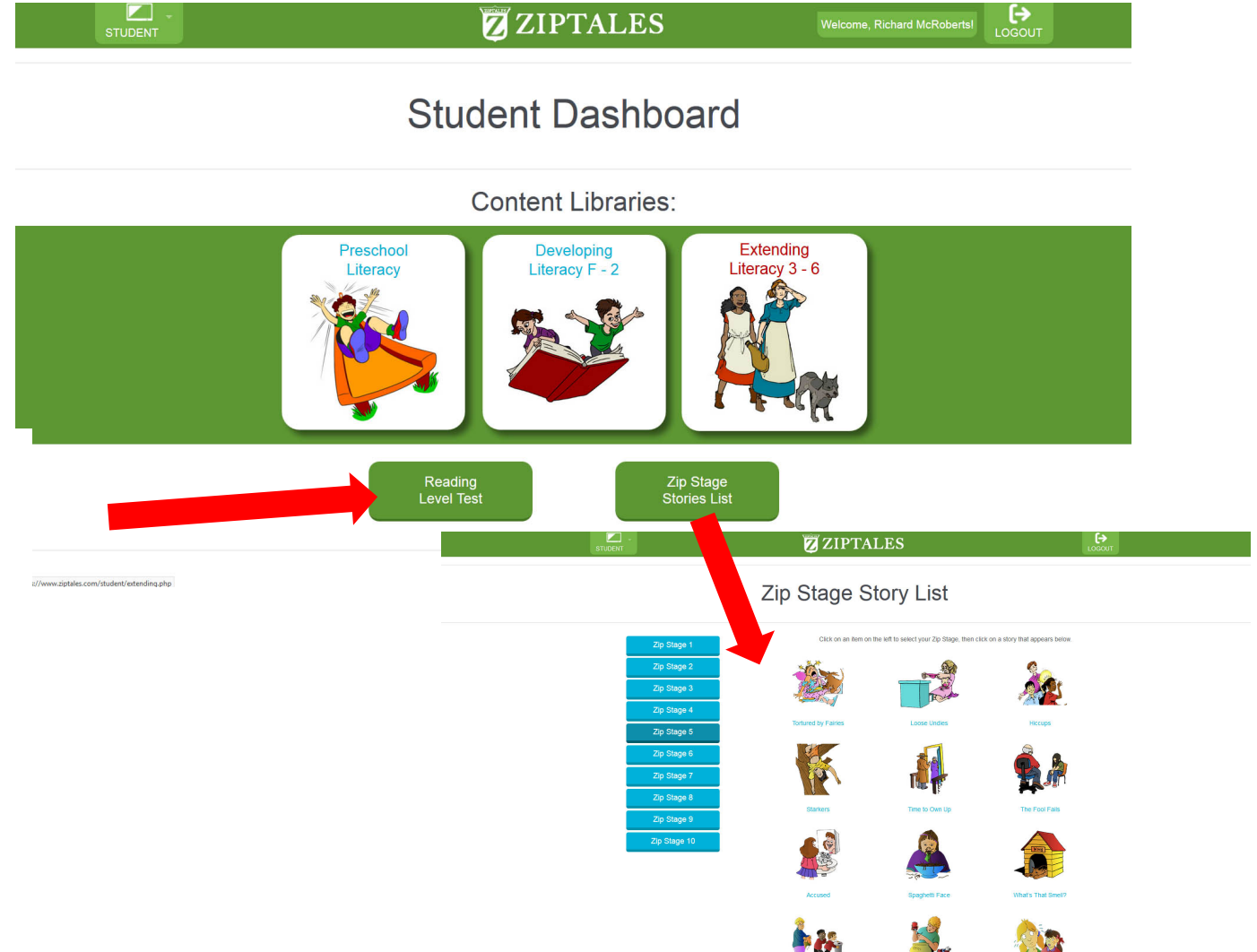
All information needed (including full scripts and explanations) is provided on the Teacher dashboard in the "Reading Levels" page.

On the basis of the test, you can fine tune what a child will be able to read.



Reading Levels

If a child is recommended to read at Zip Stage 5, for instance, he/she can click on that level and choose a story to read.



The screenshot displays the ZIPTALES Student Dashboard. At the top, a green header bar contains a 'STUDENT' button, the ZIPTALES logo, a welcome message 'Welcome, Richard McRoberts!', and a 'LOGOUT' button. Below the header, the 'Student Dashboard' title is centered. Underneath, the 'Content Libraries:' section features three cards: 'Preschool Literacy' (with a cartoon of a child on a slide), 'Developing Literacy F - 2' (with a cartoon of two children reading), and 'Extending Literacy 3 - 6' (with a cartoon of two women and a dog). Below these cards are two buttons: 'Reading Level Test' and 'Zip Stage Stories List'. A red arrow points from the 'Reading Level Test' button to the 'Zip Stage Stories List' page. The 'Zip Stage Stories List' page has a green header bar with 'STUDENT', the ZIPTALES logo, and 'LOGOUT'. Below the header, the title 'Zip Stage Story List' is centered. On the left, a vertical list of buttons shows 'Zip Stage 1' through 'Zip Stage 10'. A red arrow points from the 'Zip Stage 5' button to a grid of story thumbnails on the right. The grid contains 12 thumbnails, each with a title and a small illustration. The titles are: 'Tortured by Fairies', 'Loose Ladies', 'Hiccups', 'Starkers', 'Time to Own Up', 'The Fool Fails', 'Accused', 'Spaghetti Face', and 'What's That Smell?'. The bottom row of the grid shows three more thumbnails without titles.

Using Ziptales in Years 3-4

Skill Builders – A range of 46 lessons on *Grammar*, *Punctuation*, *Comprehension* and *Spelling*. All use explicit teaching of key concepts, with animations and a voiceover.

All lessons have follow up worksheets for classroom use.



Write Time – instructional lessons on how to write narratives, recounts, informative texts, persuasive texts and more.

All use explicit teaching of key concepts, with animations and a voiceover.

Follow up worksheets are provided.



Using Ziptales in Years 3-4

NAPLAN Style Tests – online simulated tests for Year 3 Reading and Language Conventions. Students' results are emailed directly to the teacher on completion. Focus worksheets are also offered in the teaching areas of *Spelling, Grammar, Punctuation* and *Reading Comprehension* - to help students prepare for the NAPLAN tests.

Interactive Readers – high interest/low readability stories specifically designed for Learning Support and ESL students in middle primary. Interactive comprehension activities are included to motivate and reinforce reading concepts.

Story Machine – students are able to select characters, setting and plots to craft their own creative narrative.

